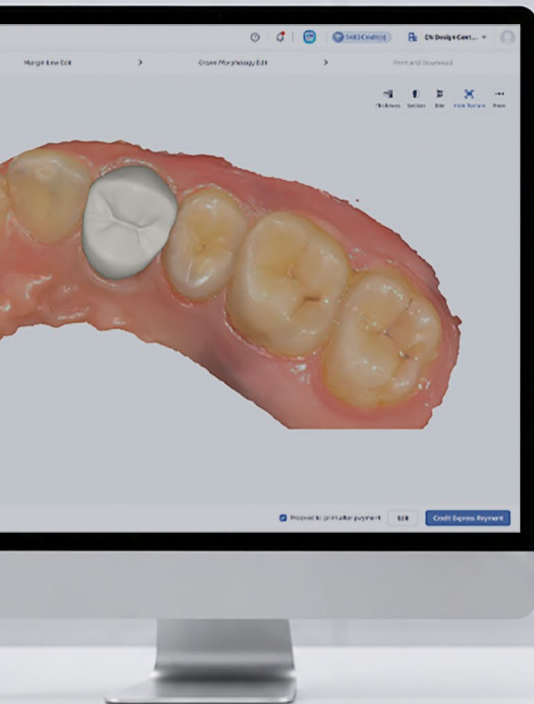


# Ceramix-Nano Capsule 3D Printer

Imagination Encapsulated



# COMPACT IN SIZE POWERFUL IN FUNCTION



Weighing only

**4.5 lbs**

The industry's most streamlined ultra-speed capsule 3D printer, precision-engineered to deliver immediate capsule **permanent** restorations in any clinical setting.



Ceramix-Nano

## Ultra-Fast Printing

### Patented APS Technology

Built for fast printing of high-viscosity materials.

## Permanent Restorations

### Mastery of High-viscosity Resins

Designed for chairside permanent restorations with high ceramic-content materials.

## 2-in-1 Print & Cure

### Integrated Curing Chamber

Save workspace and reduce costs with a built-in curing box.

## Unmatched Compactness

### Portable & Space-saving

The compact footprint enables effortless mobility across various treatment settings.

## The 4.5lbs All-in-One Micro Factory

**APS**

Proprietary APS Technology  
(Adaptive Pneumatic Stereolithography)

**3.1s**


Lighting-fast Layer Time

**8-10min**

Single-crown Print


**15min**

Total Chairside Printing Workflow



### Built-in Curing Unit

Transitioning from multi-device setups to a unified 4.5 lbs system, the Nano integrates high-precision printing and a 176°F professional curing module in a single device. As one of the world's most compact capsule printers, it expands what is possible with a space-efficient hardware design.



### Aesthetic Curing Module (Optional)

The optional aesthetic curing module enables oxygen-free curing without the need for additional equipment, delivering a smooth, premium surface finish for highly aesthetic final restorations.

### Power Bank Compatible Printing

Designed for true mobility, Ceramix-Nano supports direct printing via portable power banks. Experience "Power Anytime, Print Anywhere" as we redefine the boundaries of digital dental workflows.

Note: Requires a 10,000mAh+ power bank. A 10,000mAh unit supports approximately three complete print + cure cycles.



# Lumicera: High-Ceramic Biocompatible Materials

Exclusively optimized for the Ceramix-Nano, Lumicera is a high-ceramic resin delivered in a precision-encapsulated format. It combines exceptional restorative properties with a minimalist chairside workflow, ensuring superior clinical results with unparalleled simplicity.



## Long-Term Durability

Over **50% filler** content supports long-term final restorations.



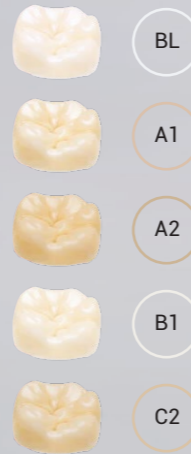
## Biocompatibility

FDA Class II 510(k) cleared for safe use with proven biocompatibility.

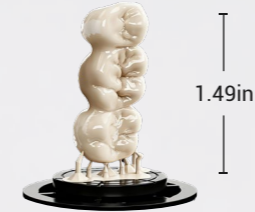


## Outstanding Aesthetics

VITA shades including BL, A1, A2, B1, C2.



## Maximized Capsule Value



### 1.49in Bridge Capability

The optimized chamber height accommodates bridges up to 1.49in in length, providing the versatility needed for extensive permanent restorations.



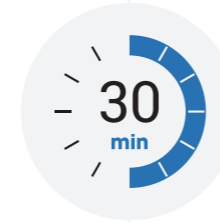
### Multi-Unit Single-Cycle Yield

Support the simultaneous printing of up to 3 single crowns from a single capsule, maximizing material utility and clinical throughput.

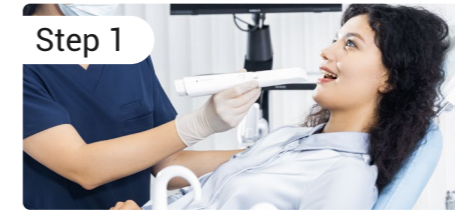


## Ultra-Fast Integrated Workflow

The Ceramix-Nano redefines chairside dentistry by seamlessly integrating intraoral scanning, AI-powered design, ultra-fast printing, and a connected digital workflow – ushering in a new era of **30-minute permanent** restorations.



## Cloud-Driven Chairside Crown & Bridge Workflow



### Scan

Perform chairside intraoral scanning after tooth preparation.



### AI Design

Select orders directly for AI-assisted design.



### Print

Automatic cloud-based nesting and slicing for chairside 3D printing.




### Deliver

Deliver restorations immediately

# SHINING Flow

## Powering Integrated Digital Dentistry

The Crown & Bridge workflow is the first AI-enabled restorative application within SHINING FLOW, integrating AI design and automated capsule-based printing into a unified workflow. By removing workflow fragmentation, it preserves data accuracy and delivers a faster, more consistent, and automated digital restorative experience.





# SHINING 3D AI Design × Ceramix-Nano Seamless Design for Same-Day Restorations

## 24/7 Cloud-Based Self-Service

Access AI-powered design anytime through a seamless cloud workflow.

## Chairside Design in Just 90 Seconds

Generate high-quality crown designs rapidly to keep treatments moving efficiently.

## Advanced Validation & Refinement Tools

Fine-tune contacts, margins, and occlusion with intelligent adjustment tools.



## SHINING 3D Dental Cloud Platform

A Connected Digital-to-Physical Workflow,  
Powered by the Cloud



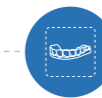
### Order Management

Select patient cases directly from the cloud platform for AI-powered design initiation.



### AI Design

Complete design and refinement through a web-based workflow – no third-party platform switching required.



### Intelligent Nesting & Slicing

Automatically generate optimized nesting and slicing without manual parameter configuration.



### Direct-to-Print Workflow

Print tasks are automatically delivered to the printer with no manual data transfer required.



“

What continues to impress clinicians about SHINING 3D is their ability to deliver powerful capability in such a compact design. This new capsule printer brings powerful chairside printing for long-term restorations into an incredibly small and efficient system.

What really stands out to me is its fast chairside restoration printing speed, along with the integrated post-processing and esthetic curing capabilities, allowing us to deliver strong, highly esthetic restorations directly at the chairside with excellent final results.

At the same time, the AI crown design feature can complete a crown CAD design in just two minutes at the chairside, helping solve one of the key practical challenges in chairside restoration workflows.

With the SHINING FLOW ecosystem, we can seamlessly connect and manage the entire scan, design, and print workflow. For me, this is a simpler, clearer, faster, and higher-quality chairside restoration solution.

”

**Dr. Isaac Tawil**  
DDS MS, USA

# TECHNICAL SPECIFICATIONS

## Ceramix-Nano

### Chairside Fabrication Unit

Core Technology	APS (Adaptive Pneumatic Stereolithography)
Optical Engine	DLP
Wavelength	400-410 nm
XY Resolution	50 µm
Cycle Time	Typical 8–11 mins (Average ~8 mins for anterior crowns)
Dimensions (W × D × H)	3.43 x 5.16 x 10.87 in
Leveling	Calibration-free Auto-leveling System

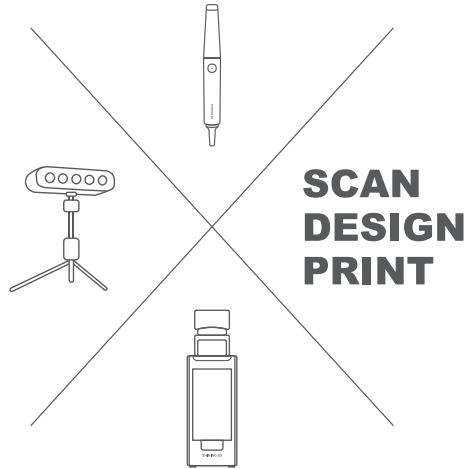
### Clinical Application

Crown, Bridge (up to 3 units), Veneer, Inlay, Onlay
---

### Post-Curing Parameters

Curing Size	1.97 x 1.58 x 0.79 in
Curing Time	≤3min
Light Intensity	200 mW/cm <sup>2</sup>
Max Curing Temperature	176°F
Curing Wavelength	360-385 nm

\*Notice: SHINING 3D reserves the right to introduce modifications or alterations to any of the specifications and images used in this document.



**SHINING 3D**  
DENTAL

[sales@shining3d.com](mailto:sales@shining3d.com)  
[www.shining3ddental.com](http://www.shining3ddental.com)